

**Share with a friend!**

If you would like additional  
catalogs, please email  
[info@vesterheim.org](mailto:info@vesterheim.org),  
or call 563-382-9681.



**Classes 2012**



**Vesterheim**  
Norwegian-American Museum

# *A Class is a Blast at Vesterheim!*

**Starting in January the studios and workshops will warm up with color. Cooking, fiber arts, knifemaking, rosemaling, woodworking, sculpture, and painting for beginning through advanced students. Take a class and enjoy!**

- **Quality instructors**
- **New friendships in scenic Decorah**
- **Inspiration from Vesterheim's collections**

Whatever your ethnic heritage, and whether you've been studying Norwegian folk art for years or have just begun, Vesterheim will inspire you to make a tradition into something new.

Most classes and programs are held at Vesterheim's Westby-Torgerson Education Center, 502 W. Water Street, in Decorah. The center houses classrooms, workshops, the Museum Store, a student lounge, the Fladager Reference Library, a Visitor Center, and offices. Most classrooms and other facilities in this building are accessible by elevator or ramp. If you have questions or concerns about accessibility, please ask.

A unique aspect of taking classes at Vesterheim is studying the Vesterheim collections, which include early folk art from all areas of Norway, representing many and varied traditions, as well as modern pieces that have been systematically collected for decades. Classes often arrange for the museum's curatorial staff to give specialized tours of collections storage, including the Bauder-Landsgard Collections Study Center. People enrolled in a class are welcome to tour the museum at no cost during the time their class is in session.



Artwork pictured in this catalog was created by the instructors. Some images show the actual project, while others show the general folk-art style.

# Registration Form

To register for classes, mail this form to Vesterheim Norwegian-American Museum, P.O. Box 379, Decorah, IA 52101; fax it to 563-382-8828; or call 563-382-9681.

E-mail Address \_\_\_\_\_

Check here to have class information and supply lists sent by e-mail.

Send me the museum's online newsletter, *Vesterheim Current*, plus store and event updates.

Daytime Phone \_\_\_\_\_

Name \_\_\_\_\_

Address \_\_\_\_\_

City \_\_\_\_\_ State \_\_\_\_\_ Zip Code \_\_\_\_\_

Parent's name if registration is for youth (ages 17 and under)

\_\_\_\_\_

Age of student if youth (ages 17 and under) \_\_\_\_\_

## Please enroll me in the following class(es):

1. Name of Class \_\_\_\_\_

Date of Class \_\_\_\_\_ Instructor \_\_\_\_\_

Cost \_\_\_\_\_

2. Name of Class \_\_\_\_\_

Date of Class \_\_\_\_\_ Instructor \_\_\_\_\_

Cost \_\_\_\_\_

3. Name of Class \_\_\_\_\_

Date of Class \_\_\_\_\_ Instructor \_\_\_\_\_

Cost \_\_\_\_\_

**All classes require  
a \$50 deposit to register.**

**Full tuition is due  
30 days prior to  
the class starting date.**

Total Amount Due \_\_\_\_\_

Amount Paid Now \_\_\_\_\_

**Balance Due** \_\_\_\_\_

**Fill out payment information on the next page.**

# Registration Form

**All classes require a \$50 deposit to register.  
Full tuition is due 30 days prior to the class starting date.**

**I give Vesterheim permission to charge the balance due to my credit card 30 days before the class start date.**

**Type of payment:**

Check or Money Order **or**

Charge to my  MasterCard  VISA  Discover  American Express

Name Listed on Card \_\_\_\_\_

Card Number \_\_\_\_\_

Expiration Date \_\_\_\_\_

Card Holder Signature \_\_\_\_\_

Verification Code \_\_\_\_\_ 3-digit number on back of credit card

**I am a Vesterheim Member**  **I am not a Vesterheim Member**  
**(To become a member, fill out and return the form at the back of this catalog.)**

**Waiver must be signed before beginning class. We are required to have the waiver form on file for each student for each class.**

I am about to participate in the class(es)

\_\_\_\_\_ at Vesterheim Norwegian-American Museum from \_\_\_\_\_ to \_\_\_\_\_.

I understand that there are certain risks involved and assume those risks upon my own initiative, risk, and responsibility. In consideration of the permission extended by Vesterheim Norwegian-American Museum through its officers and Board of Trustees to participate in this class, I do hereby for myself, my heirs, executors, and administrators, remise, hold harmless, release, and forever discharge Vesterheim Norwegian-American Museum, a corporation, and all of the museum's officers, trustees, agents, employees, and directors, acting officially or otherwise, from any and all claims and demands whatsoever in law, in admiralty or in equity, which I now have or may acquire by reason of injury to my person or loss to my personal property which may occur during this class, arising out of or connected with this class, or continuances thereof.

Signature of Student \_\_\_\_\_ Date \_\_\_\_\_

**To register for classes, mail this form to Vesterheim Norwegian-American Museum, P.O. Box 379, Decorah, IA 52101; fax it to 563-382-8828, or call 563-382-9681.**

## Please read the following class information carefully:

Before each class begins, all students will receive supply lists and handouts from their instructors, a detailed class schedule, and a list of any special equipment needed for the class. The supply list may include a materials fee for specific items required for the class. **Vesterheim can provide rosemalers with paints, brush cleaner, and painting medium for a palette fee. These supplies must be ordered in advance.** Students might want to bring additional equipment for their own personal needs, such as a swinging arm lamp for extra lighting. Class instruction is typically held throughout the mornings and afternoons, unless otherwise noted in the class description. Most classes allow for extra work time in the evenings.

**All classes, except mini-classes and special programs, require a \$50 deposit to register. Full tuition is due 30 days prior to the class starting date. A minimum number of registered students is required for a class to be held. We must meet our minimum number 30 days before class, or the class will be cancelled. All Vesterheim classes are limited in size to assure a quality learning experience.**

If Vesterheim cancels a class due to insufficient registration, a full refund will be made, or students may transfer funds to another class offered the same year. **If a student wishes to cancel enrollment, a 30-day notice in writing (e-mail is acceptable) is required for a full refund, less a \$25 handling fee. Students withdrawing 29 days or less prior to the start date of a class will receive no refund.**

Vesterheim does not allow videotaping during classes, or auditing a class. Vesterheim is not responsible for the security of property belonging to students and instructors. Smoking is not permitted inside any building at Vesterheim Museum. Alcohol is not permitted in classrooms and workshops. The use of illegal drugs is prohibited.

### **NEW—Age policy:**

All classes at Vesterheim are open to adults 18 years and older. Vesterheim strongly believes in the importance of keeping our Scandinavian traditions alive by passing them down to our children. We are a gathering place where folks of all ages can come and share stories and experiences tied to their heritage. Vesterheim also values the importance of nurturing inter-generational learning. Therefore, some of our courses are open to students under the age of 18, provided they are accompanied by a fully enrolled adult in the same class. Youth tuition will be discounted 25% of the full tuition price. Minimum age requirements are determined by the individual instructors and are included in the course descriptions.

### **NEW - Local Resident Discounts:**

Vesterheim is offering a 50% discount for class tuition on a space-available, stand-by basis to any legal year-round resident of Winneshiek County, Iowa. Students will be notified about availability of an opening in the class one week before the starting date of the class. Discounts do not include materials fee. If local area residents want a guaranteed place in a class they must pay regular class tuition. Proof of legal residency (Iowa ID or Iowa driver's license) is required.

Nancy Sojka has been creating with bits and pieces since childhood. She studied weaving and jewelry-making while an undergraduate in art education at the University of Northern Iowa and taught art for 31 years in the Decorah area. Nancy works with several different art forms: calligraphy, quilting, painting, and needle felting. She has taught adult education classes in calligraphy, needle felting, *hardangersam*, photography, and computer programs.

### Dry Needle Felting—Sculptured Norwegian “Folktail” Critters **NEW!** Nancy Sojka and Gayle Moen

Needle felting is sculpting with wool. The technique is very different from traditional wet-felting methods and is easy to learn. Three-dimensional needle-felted figures have a unique look and feel, and can be as simple or complex as you desire. In this class, you'll learn the basics of a simple form with figures from Norwegian folktales. There will be a minimal materials fee for needles and wool for the project. **Level of instruction:** all levels, especially beginners. Youth ages 10-17 signed up with a participating adult receive a 25% discount.

**February 18 | \$64 members / \$84 non-members**

Gayle Moen has a love for creating in many various mediums but her interest working with wool began when her son started raising sheep as a 4-H project many years ago. Gayle enjoys developing special characteristics for each of her creations. Nancy and Gayle have been needle felting together for the past three years.



## Hedebosøm Roger Buhr



*Hedebosøm* is a Scandinavian needle lace technique that incorporates button hole stitches and thread rings with pyramids joined together to make fascinating decorative pieces. You will be surprised at what you can do! All materials will be provided and there will

be an additional \$4 kit fee. This class will be held from 9:00 a.m. to 12:00 p.m.

**Level of instruction:** All levels. Youth ages 13-17 signed up with a participating adult receive a 25% discount.

**April 21 | \$32 members / \$42 non-members**

## A Taste of *Hardangersøm* Embroidery

Gale Buhr

Have you ever thought about trying out this unique form of embroidery, but did not know where to start? Here is your chance. *Hardangersøm* is a traditional Norwegian handwork that combines cutwork and embroidery techniques. It was first used on the West Coast of Norway for aprons and blouse trims, but later became popular for household decorations, from tree ornaments to tablecloths. While creating a petite sampler, you will have an introduction to the basic stitches, making *kloster* blocks, eyelets, satin stars, and buttonhole edging. Kits will be available for a very modest fee. This class will be held from 1:00 to 4:00 p.m.

**Level of instruction:** All levels. Youth age 13 and older signed up with a participating adult receive a 25% discount.


**April 21 |  
\$32 members / \$42 non-members**

## Geometric Tapestry Bands on a

## Two great embroidery classes in one day!

**Roger Buhr** has done *hedebosøm* for 17 years and has taught courses at the John C. Campbell Folk School in Basstown, North Carolina, and at Vesterheim.

**Gale Buhr** shares her love of Scandinavian needlework with husband Roger. Gale has been doing Norwegian *hardangersøm* embroidery for over 30 years. She began with a community education class and went on to take private lessons. She now teaches classes in community education programs, in private shops, and at other locations, including the John C Campbell Folk School.



**Nancy Ellison** took her first weaving class in Norway in 1968 and has since participated in numerous workshops at Vesterheim and elsewhere. This former home economics teacher does spinning, weaving, and felting, with wool from her sheep at Ellison Sheep Farm near Zumbrota, Minnesota. She is a dealer of several brands of new spinning wheels and looms and also has accumulated a large collection of antique Scandinavian spinning wheels and looms.

**Laura Demuth** A weaver for over 30 years, Laura enjoys all aspects of fiber production, from raising the sheep to taking a finished piece off the loom. Because she lives on a small acreage just seven miles northeast of Decorah, Vesterheim has been a continual source of education and inspiration throughout her weaving career. Laura has focused on traditional weaving structures and techniques, and is a Vesterheim Gold Medal winner.

### **Cradle Loom** **Nancy Ellison**

When Vesterheim acquired a small box loom dated 1849, it was remarked that it resembled a doll's cradle. The name stuck. Now they are even called cradle looms in Norway. These handy little looms can be used for many types of weaving. This class will focus on their original use in weaving geometric modified slit tapestry bands. Beginners may choose a simpler pattern and experienced weavers may choose to do a more complex project. There will be a minimal fee for materials.


**Level of instruction:** All levels. Youth ages 10-17 signed up with a participating adult receive a 25% discount.

**July 14 | \$64 members / \$84 non-members**



### **Rya Coverlet Techniques** **Laura Demuth**

A *rya* is a traditional Scandinavian rug or bed covering where a knotted pile of 1 to 3 inches is placed into the weaving, creating a warm, heavy textile that is patterned on one side with knotted pile on the other. The *rya* structure therefore offers two design surfaces for the weaver to consider, and the knotted pile can be incorporated into a number of different weaving structures. In this class you will explore the addition of *rya* knots into several weaving structures, including color-and-weave twill, block double weave, and double weave overshot. Several knotting techniques will be



introduced, as well as a variety of materials. There will be a materials fee.

**Level of instruction:** Any weaver who has experience working on a floor loom and who is comfortable reading weaving drafts.

**July 15-19 | \$318 members / \$368 non-members**

## ***Nålbinding*—Norwegian Knotless Netting**

**Kate Martinson**

*Nålbinding* is a technique that Scandinavians have used for hundreds of years, and practiced farther back than the Viking Age, to make mittens, strainers, stockings, and a multitude of other useful items. Far from being dead, this ancient technique fits perfectly into contemporary fashion and household uses. Its simplicity and portability make it wonderful. Using a single-eyed needle, you will make a pouch, mittens, and various other small items as time permits. Most objects will be made of wool and finished by hand with a traditional fulling treatment. There will be a minimal materials fee.

**Level of instruction:** All levels. Youth ages 16 and 17 signed up with a participating adult receive a 25% discount.

**July 20-23 |**

**\$254 members / \$306 non-members**

**Kate Martinson** is associate professor of art at Luther College, Decorah, Iowa, where she teaches art education and fiber arts classes. Kate is very active in professional and artistic endeavors at the local, state, and national levels. She began studying *nålbinding* in 1974, after she became fascinated with the technique on a trip to Scandinavia. She is responsible for introducing *nålbinding* to American fiber artists and has taught numerous textile-related classes throughout the United States, and in Norway at Rauland Academy.



**Cynda McKeen** After growing up in Exira, Iowa, and graduating from Grinnell College/ Drake University, Cynthia McKeen studied design in the late 1960s at Charlottenborg, Denmark's art academy. While studying in Copenhagen, she worked in several design centers. When she returned to the United States, she worked in several cities, eventually establishing herself in Saint Paul. Under the name 'proongily' she spent 16 years in store, graphic, interior, and exhibit design, before changing to the die cut and custom paper cutting business. Her paper work sells in museum stores across the country. Her work in a variety of mediums has been shown in cities in the United States and Japan.

## **Papirsklip—Danish Papercutting** **Cynda McKeen**

**NEW!**

Long ago, Northern Europeans cut paper patterns for woodcarvings, samplers, and other forms of needlework. As paper became more plentiful and reasonably priced, it became a medium in its own right. Danes in particular have carried it up to the present day in a variety of forms. It is nearly impossible to walk down a street in Denmark without seeing *papirklip* in windows of old cottages or modern apartments, any time of year. Many attribute this popularity to Hans Christian Andersen. The Danish storyteller began cutting paper theaters and figures for the stage in his childhood. Throughout his life he continued to cut paper creations, often while telling his stories to the children of friends and benefactors, although they were not illustrations of the tales. It is a tribute to his talent that so many of his *papirklip* were saved by the children who received them. A number of his cuttings are lacy, reminiscent of paper snowflakes made by children in the United States. He clipped small creatures and characters within the larger cuttings, as well as *hjerter*, the Christmas heart baskets many of us have grown up making at holiday time. During this workshop we will cut snowflakes—cats, *nisser*, rabbits, and *hjerter*. There will be a variety of patterns available, some basic and others more complex. Bring your scissors! There will be a materials fee.

**Level of instruction:** All levels. Youth ages 11-17 signed up with a participating adult receive a 25% discount.



**Sept. 15 |**  
**\$64 members /**  
**\$84 non-members**

## **Vestfoldsmett: Old Techniques with New Interest** **Jan Mostrom**

*Vestfoldsmett*, or *Vestfold* inlay, is the Norwegian term for a type of weft-faced textile with inlay designs in various geometric patterns, which all originate from an area in Norway known as *Vestfold*. In class you will weave a sampler consisting of a series of traditional horizontal bands, each with a different motif. The bands will progress in difficulty as you work. *Vestfoldsmett* is an excellent choice for small design work, such as liturgical stoles and band areas across a weaving. The class will inspire you to create new pieces of your own. There will be a materials fee.



**Level of instruction:** All levels of weavers who are able to warp a loom are welcome.

**Sept. 17-21 | \$318 members / \$368 non-members**

## **Knitting a Danish *Nattrøje* Sweater** **Beth Brown-Reinsel**

**NEW!**

The Danish *nattrøje* (or “nightshirt”) was worn by women from the 1700s to 1900s. This is a pullover-style sweater with knit/purl motifs made of fine white wool, then dyed red, blue, or green. In this class, you will knit a miniature sweater circularly while learning a variety of construction techniques, including split bottom welts, overlapping welts at the join, half gusset as part of the sleeve, “seam” stitches, transposing a pattern chart from circular to flat knitting, and the classic knit/purl pattern motif that was a part of so many of these garments. A discussion on designing and a slide show will be included. There will be a materials fee.

**Level of instruction:** Intermediate. Students must be experienced at reading charts and using double-pointed needles.

**November 1-2 | \$126 members / \$176 non-members**

**Jan Mostrom**, from Chanhassen, Minnesota, earned her Vesterheim Gold Medal in 1999. She learned to weave from Lila Nelson while at Luther College and since then has been weaving in the Nordic tradition. She has taken weaving instruction from many Norwegian teachers here and in Norway. She teaches weaving and rug hooking in the Midwest. Her work was included in *Norwegian Folk Art: The Migration of a Tradition*, the traveling exhibition curated by Marion Nelson, former Vesterheim Executive Director.

**Beth Brown-Reinsel**  
*See bio on page 10.*



**Beth Brown-Reinsel** of Putney, Vermont, has been knitting since she was seven years old. Her hobby became her career in 1981, when she opened a yarn shop. Beth now designs for her own knitting line “Knitting Traditions,” teaches nationally and internationally, and writes articles for *Threads*, *Interweave Knits*, *Piecework*, *Vogue Knitting*, and *Knitters* magazines. She is the author of the book *Knitting Ganseys* and a DVD on the same topic. Her specialty is traditional garments and knitting techniques from Scandinavia, the British Isles, and the Baltic countries. Beth’s classes are made possible by the Knitting Education Fund at Vesterheim established in memory of Ann Swanson.

## Knitting a Swedish Halland Sweater

**Beth Brown-Reinsel**

**NEW!**

The red and black pullover sweater from the province of Halland in southern Sweden can be dated back to the late 1800s. In this class, you will knit a miniature sweater circularly while learning a variety of Swedish construction techniques, including three different cast-ons, patterned and corrugated ribbing, two-color geometric pattern knitting, “seam” stitches, traditional neck construction and front slit, purling on the wrong side with two colors, the Swiss/Norwegian purl, two shoulder joins, and two types of sleeve construction. A discussion on designing and a slide show will be included. There will be a materials fee.

**Level of instruction:** Intermediate, must be experienced using double-pointed needles.

**November 5-6 | \$126 members / \$176 non-members**



On November 3 and 4, join friends of Ann Swanson for a Knit-In at Vesterheim. The Knitting Education Fund was established in 2010 in memory of Ann, a talented knitwear and needlepoint designer from Rochester, Minnesota. The Knit-in will include time to knit, chat, and share memories of Ann. Beth Brown-Reinsel will speak on Scandinavian knitting traditions on Saturday. Behind-the-scenes tours of textile storage will be offered throughout the weekend. Everyone is welcome. For more information, contact Laurann Gilbertson at Vesterheim (563-382-9681, [lgilbertson@vesterheim.org](mailto:lgilbertson@vesterheim.org)).

# Knifemaking

## Norwegian Knifemaking

### Gene Tokheim

Norwegian knifemaking is a rich tradition that has been kept alive by many Norwegian smiths and knifemakers. In this course you will work with metal (silver or brass), birch burl, and the finest Italian leather to create a finished "Sunday dress-up knife and sheath" under the tutelage of master knifemaker Gene Tokheim. Gene will provide all of the necessary tools. There will be a materials fee of \$120 paid to the instructor. Silver and Damascus blades available at extra cost.

**Level of instruction:** All levels. Youth ages 11-17 signed up with a participating adult receive a 25% discount.

**July 21-25 | \$318 members / \$368 non-members**

**Gene Tokheim** has been teaching since the 1980s in the United States and Norway. His work has been exhibited in shows at the University of Minnesota, the American Folk Art Museum in New York City, and the Hedmark Museum in Hamar, Norway. Gene graduated with a studio arts degree from Southwest Minnesota State University. He is a Vesterheim Gold Medalist.



**Darlene Fossum-Martin**, of Decorah, Iowa, says her cooking style is shaped by the Norwegian cuisine of her ancestors. Although she holds a degree in home economics and education, her strengths in Norwegian cooking come from the women in her family, as well as the years she spent living in Norway. Darlene has taught traditional Scandinavian food classes for adults and children of all ages throughout the Midwest and at John C. Campbell Folk School in North Carolina. She has written articles on traditional Norwegian food and customs for various magazines. Darlene has also coordinated and led two Vesterheim folk-art study tours to Norway—one of which included a two-week traditional Norwegian cooking class at a folk high school in Voss.

**Howard Amundson** is a self taught cook. He received his first knowledge of cooking from his mother at a very early age and was cooking for the entire family by age ten. He later operated a small catering business. It was after he and his wife joined several Norwegian organizations that he became interested in Scandinavian food. Howard is now retired and cooks for his own pleasure.



## Planning and Preparing a Festive *Koldtbord* Norwegian Buffet Table Darlene Fossum-Martin

**NEW!**

Enjoy a culinary experience as you savor the aromas and flavors of a Norwegian *koldtbord* (buffet table) of traditional foods including meats, fish, vegetables, fruits, cheeses, breads, and the ever-popular dessert *karamell* pudding. The *koldtbord* knows no season or culinary boundaries but comes with plenty of customs and food traditions. Learn the proper order of eating the foods and serving them. Through demonstrations and hands-on preparation, students will prepare a beautiful *koldtbord*. There will be a taster's fee. This class will be held from 6:00 to 8:30 p.m. March 9 and 9:00 a.m. to 5:00 p.m. March 10.

**Level of instruction:** All levels. Youth ages 12-17 signed up with a participating adult receive a 25% discount.

**March 9-10 | \$96 members / \$126 non-members**

*The festive table decor from Phil Odden's carving class will be used as the decorations for this class. Phil's class Carving Festive Table Decor (page 22) participants will have the opportunity to join the group for dinner. (Cost will be determined according to number of participants.)*

## Festive Christmas Meal Howard Amundsen

**NEW!**

Learn how to prepare a festive Norwegian meal with time to practice and prepare before the holidays. The main course will be baked salmon with a delicious butter sauce flavored with lemon and dill, accompanied by boiled potatoes and an assortment of baked root vegetables, which grow well in Norway and are very popular at all

# Norwegian Food Traditions

Scandinavian meals. There will be a dessert made with heavy cream and topped with fruit. To make the meal complete, there will be freshly baked flat bread, a must at all Scandinavian tables. There will be a taster's fee.

**Level of instruction:** All levels.

**September 8 |  
\$64 members / \$84 non-members**

## Norwegian *Lefse* and Flatbread Darlene Fossum-Martin

Through demonstration and hands-on experience, we will prepare the ever popular potato *lefsje*, using time-proven techniques. We will also prepare dessert *lefsje*, which is often found on many coffee tables in Norway. This class will provide three variations of one of Norway's most traditional foods—*flatbrød*. There will be a taster's fee. In order for students to get the full experience of preparing *lefsje*, class will be from 6:00-9:00 p.m. on Oct. 12 and 9:00 a.m.-5:00 p.m. on Oct. 13.

**Level of instruction:** All levels. Youth ages 12-17 signed up with a participating adult receive a 25% discount.

**October 12-13 | \$96 members / \$126 non-members**

## Å Brygge Øl og Mjød, Brewing Beer and Mead Lyle Otte

**NEW!**

Brewing beer and mead are very old traditions and have been a custom in Norway for many centuries. Ale, or *øl*, was once brewed year round in rural Norwegian communities, but is now mainly brewed for the Christmas season. Carry on an old holiday tradition, or start a new one, by brewing your own *jul øl*, Christmas beer. Lyle will demonstrate techniques that he learned from a Dutch immigrant 25 years ago and developed over the ensuing years. Beer (ale type) and mead will be demonstrated for the beginning brewer. Bottling the products will also be demonstrated and samples will be available.

**Level of instruction:** All levels.

**November 10 | \$64 members / \$84 non-members**



**Lyle Otte** comes from Northfield, Minnesota, and has lived in Decorah 30 years. A retired high school social studies teacher, he now works part-time as the volunteer coordinator for the Retired and Senior Volunteer Program (RSVP) at the Decorah Public Library. He is an Open Air Division guide at Vesterheim and pursues his hobby of learning about and preserving local history in Decorah. Lyle and his wife Sue hike the hills of the Northeast Iowa region seeking recreation and fossils.

**Doug Eckheart** has taught numerous creative workshops in drawing and painting over a 40-year teaching career in the visual arts at Luther College in Decorah, Iowa. He earned his BA from Concordia College, Moorhead, Minnesota, and MFA from Bowling Green University, Ohio. Doug is a productive, active artist who has held dozens of one-person exhibits and group shows in New York City, Chicago, Des Moines, Malta, and Norway. He has judged at various art festivals, exhibitions, and juried shows, and has been a judge five times for Vesterheim's *National Exhibition of Folk Art in the Norwegian Tradition*. Doug now owns his own gallery and antique shop in Decorah, where he shares his passion, unlimited inspiration, and vast knowledge for the arts through his work and teaching.

**Ruth Green** is an established Rogaland painter and has numerous publications that are available in Vesterheim's Museum Store. She is a Certified Decorative Artist with the Society of Decorative Painters and is known for her workshops at their conferences.

## **Fine Art to Folk Art—a Good Marriage: Beginning Drawing and Design Composition** **Doug Eckheart**

**NEW!**

Join Doug as you embark on a three-day creative journey by immersing yourself in studio art offered to folk artists, beginners who work in all mediums, and beginners interested in developing visual skills to enhance and improve their creativity. At the end of this workshop, you will be on your way to composing and drawing inspiration from what you see in and around your world. No drawing experience necessary.

**Level of instruction:** All levels.

**May 4-6 | \$190 members / \$240 non-members**

## **Rogaland Rosemaling** **Ruth Green**

Rogaland rosemaling is a symmetrical and precise style that often includes tulips and other stylized flowers in opaque colors on dark backgrounds. The flowers are usually more important than the scrolls and leaves and the designs often include cross-hatching, dots, and teardrops. The projects for this class will be a corner cupboard and a bowl. You may choose to work on one or both projects. The shallow bowl is approximately 13 inches in diameter. The corner cupboard is approximately 23 inches high, and 13 inches across the front. The door design area is approximately 10 x 18 inches. The project in the photo is not the class project, but depicts the style of painting that will be taught. There will be a materials fee.

**Level of instruction:** All levels.

**June 1-3 | \$190 members / \$240 non-members**





## Advanced Beginner and Intermediate Hallingdal Rosemaling Ken Magnuson

Students will learn how to create their own designs. They may bring their own design project, or purchase a project from the Museum Store.

Any size for the project is acceptable, from small plate to large trunk or cupboard. The instructor will cover the elements of design and what judges are looking for when judging a show. There will be a materials fee.

**Level of instruction:** For students who have had a beginner rosemaling class and know the basics of stroke work and how to handle brushes.


**June 15-19 | \$318 members / \$368 non-members**

## Faux Finishes for the Painter Sara Tollefson

Are you looking for a way to enhance your rosemaling? Or fill in an awkward space? A faux finish may be just the thing. This class will explore different techniques and materials to achieve a variety of effects. Most of the class time will be spent making tagboard samples, but you may bring or buy woodenware to work on. The class will be taught in oils, but acrylic painters can easily adapt the lessons to that medium. This class will only be concerned with backgrounds and you may finish the pieces according to your own preference. Come with old clothes, an open mind, and a playful attitude! There will be a materials fee.

**Level of instruction:** All levels and any style.

**June 16-17 | \$126 members / \$176 non-members**



**Ken Magnuson** was born and raised on a farm near Blooming Prairie, Minnesota. He graduated from the University of Minnesota with a degree in Veterinary Medicine. Ken started taking rosemaling classes in 1975 and has studied with many Norwegian and American teachers. He was awarded Best of Show in 2001 at Vesterheim's *National Exhibition of Folk Art in the Norwegian Tradition* and awarded his Gold Medal in 2003. All of his Gold Medal points were in the Hallingdal style. Ken has studied with Turid Helle Fatland from Norway and enjoys painting on natural or bark-edged bowls in the Telemark style.

**Sara Tollefson** has studied rosemaling for over 25 years with many Norwegian and American painters and was awarded the Vesterheim Gold Medal in 2009. She has also studied in Norway in conjunction with Vesterheim-sponsored folk-art tours. Sara has taught rosemaling in Iowa, Minnesota, and Wisconsin for over 15 years and she was the editor of Vesterheim's *Rosemaling Letter* for 17 years.

**Judy Ritger** of River Falls, Wisconsin, has been rosemaling for about 34 years. She has taken part in three of the Vesterheim study tours to Norway. Telemark was her initial area of interest, but the Gudbrandsdal style is now her favorite. She learned how to paint in the Gudbrandsdal style by studying the pieces at the Maihaugen Museum in Lillehammer. She also received expert instruction from Ragnvald Frøysadal. Judy earned her Gold Medal in rosemaling in 1989 and, after taking a strong interest in carving, earned her Gold Medal in woodcarving also. She teaches many classes around the country in both rosemaling and carving.

**Trudy Peach** is a Vesterheim Gold Medal winner and is a Certified Decorative Artist with the Society of Decorative Painters. She studies old pieces of rosemaling to influence her designs in Rogaland and Os styles. Trudy shares these ideas with students to help them develop an awareness of how to interpret designs. She has taught rosemaling throughout the United States.

## **Gudbrandsdal Rosemaling Intermediate to Advanced Judy Ritger**

Learn to execute the lovely three-dimensional look of acanthus leaves and scrolls, which are reminiscent of the acanthus carving best known in the Gudbrandsdal area. Class instruction will begin with the basic elements used in a Gudbrandsdal design and then will move on to a complete design, either on painted tagboard or a project, depending upon your wishes. The class will be taught in oils, but acrylic painters are very welcome and Judy has expertise in both mediums. There will be a materials fee.

**Level of instruction:** Intermediate to advanced.

**July 13-16 | \$254 members / \$306 non-members**

## **Os and Rogaland Rosemaling Trudy Peach**

This will be a project class, pulling design influences from old pieces. You are encouraged to bring photos of old Os and/or Rogaland pieces to class for inspiration. You can paint on woodenware and backgrounded tagboard. The class will be taught in oils, but acrylic painters are welcome to come and work on your own. The class will use walnut alkyd medium, walnut oil, and no thinner in class; however, you may bring a jar of clean odorless thinner to use outside the classroom to remove errors. Projects will be listed with class materials list. There will be a materials fee.

**Level of instruction:** Intermediate to advanced.

**July 18-21 | \$254 members / \$306 non-members**



**NEW!**

## **Swedish Dalarna Painting— Kurbits, Florals, and Decoration Elements** Diane Edwards

Explore the decorative arts of Northern Sweden! The class will focus on the era from about 1700 to 1900 with a fresh and fun approach. Northern Sweden is known for its beautiful and colorful decoration of furniture, walls, and wooden pieces, such as cupboards, trunks, and bowls. We will study Dalarna painting, Dala horses, *kurbits* (large cucumber-type leaves), wreaths, and colorful florals. The striking designs of the Rättvik and Hälsingland areas are well known by Swedish collectors everywhere. We will also study the flowers and designs of artists Winter Carl Hanson, Jufwas Anders Ersson, and others. We will explore the unusual glazing and lazuring techniques of that era. Some of the most interesting antique Swedish furniture are the Mora clocks and intricately carved and painted cupboards. Diane will demonstrate these designs, covering a different style each day, using all of the mediums used to create the look of Swedish pieces, including Jo Sonja acrylic gouache, whose opacity makes it very well suited to the Swedish methods of painting. Paint and mediums for the class will be provided by Chroma, Inc, manufacturer of Jo Sonja acrylics. Woodenware will be available from the Museum Store, or you may bring your own woodenware or panels. There will be a materials fee.

**Level of instruction:** All levels.

**July 21-25 | \$318 members / \$368 non-members**

**Diane Edwards** has studied Swedish folk art for 30 years and has written two best-selling books on the subject. She has collected over 30 Swedish folk-art books, most of which are out of print. She will share many of these rare books and hundreds of photos with the class. Diane has an M.A. in Art Education and has taught art on many levels for the last 40 years, including 12 National Decorative Painting conventions. She is a signature member of the Pastel Society of Colorado and an award winning oil painter. She loves research and sharing information with students.



# Rosemaling and Painting

**Patti Goke** of Saint Cloud, Minnesota, has been rosemaling for 24 years and has taken many classes with American and Norwegian artists. One of her rosemaling experiences was painting in the Rafevold Hotell in Hornindal, Nordfjord, Norway. Patti is a Vesterheim Gold Medalist, Vesterheim *Rosemaling Letter* editor, and contributor of rosemaling articles and projects for *Art Apprentice Online* e-zine.

## Transparent Telemark Rosemaling Patti Goke

In this class you will learn not only the "how to" of painting transparently, but also a foundation of "how to" design the Telemark style. The two do go together! Both oil and acrylic painters are welcome because materials and techniques for each of the mediums will be taught. Come and learn in a relaxed atmosphere, where the ultimate goal is to enjoy the process of learning and where laughter is frequently heard. Rosemaling ought to be fun, not hard work! There will be a materials fee.

**Level of instruction:** All levels.

**July 23-25 | \$190 members / \$240 non-members**



## Valdres Rosemaling Sara Tollefson



Valdres rosemaling was one of the first styles to develop. Originating in eastern Norway, it is known for its distinctive leaves and a wide variety of rose-like flowers. Our class will include three projects, although you should not feel pressured to complete all three. One of the projects will include *chinoiserie*, the simplified blue on blue landscape scenes. Instruction is done in oils, however acrylic painters are welcome. There will be a materials fee.

**Level of instruction:** Intermediate and advanced, although beginners are encouraged to come and learn this style. Some experience in back grounding and simple stroke work is helpful.

**July 30-Aug. 1 | \$190 members / \$240 non-members**

**Sara Tollefson**

*See bio on page 15.*

# Rosemaling and Painting

## Rosemaling on Fabric

**Betty Dowe**

Have you seen someone walking down the street with a rosemaled vest, denim jumper, or handbag, and wondered where you could get one just like that? Well, here is your chance to custom paint your own. Experienced rosemaler Betty Dowe will begin her class with rosemaling stroke work using Jo Sonja Acrylics. Class will start with a simple project then move on to painting on fabric. Step-by-step instructions, including how and where to place a design on clothing, will be covered. Patterns will be available for all levels of painters to create your own unique one-of-a-kind piece of clothing, bag, napkins, placemats, or even quilt squares. Fabric painting is one of Betty's favorite art forms and may be one of yours too. Paints will be furnished. There will be a minimal materials fee.

**Level of instruction:** All levels. Youth ages 16 and 17 signed up with a participating adult receive a 25% discount.

**September 7-9 | \$190 members / \$240 non-members**

**Betty Dowe** lived in Decorah for 20 years. She began rosemaling at Vesterheim in 1978 with Ruth Green. She has taught in Florida, Iowa, and Minnesota. Betty started fabric painting in 1993 with Jo Sonja Acrylics. She has published many articles about rosemaling and was one of the featured artists in *Norwegian Rosemaling in America* by Pamela Publication in 1986. She was editor of the Vesterheim cookbook *Rosemalers' Recipes*, and for eight years she was the editor of the Vesterheim *Rosemaling Letter* until moving to Florida. Betty is a member of the Society of Decorative Painters and, while in Florida, served as president of FSDA for two years.

## Beginning Watercolor: Emphasis Still Life and Landscape

**Doug Eckheart**

**NEW!**

Investigate the connection between "old world" Scandinavian interest in "land" scape and new world, Iowa landscape. You can expect a variety of introductory lessons on how to use tools, techniques, color mixing, and composition to provide basic building blocks and foundations for successful watercolor painting. Weather permitting, some "plein air" landscape painting on location will take place. Pieces in the Vesterheim collection representing fine art and folk art will be studied. Doug encourages you to take his class *Beginning Drawing/Design Composition* offered in May as preparation for this class, but it is not necessary. There will be a materials fee.

**Level of Instruction:** All levels.

**Sept. 15-16 | \$126 members / \$176 non-members**



**Doug Eckheart**

*See bio on page 14.*



**Lois Mueller** has been painting since 1977 and teaching since 1979. Since receiving a Gold Medal for Rosemaling from Vesterheim, she has written nine rosemaling instructional books and taped a DVD for beginners. She has taught in Canada, Taiwan, and throughout the United States, and the best part has been meeting many wonderful people with similar interests.

**Pam Rucinski** has been teaching all over the United States since 1982 and taken three trips to Japan to share her love of rosemaling. Pam has participated in the Midwest Folklife Festival, sponsored by the Wisconsin Arts Board. She also coauthored two rosemaling books in 2003 and 2004. An accomplished folk-art painter who has been studying rosemaling since 1974, she received her Gold Medal in 1995. Pam paints in many styles, but is most known for Hallingdal, Gudbrandsdal, and Valdres with Rococo. She was most influenced by Ragvald Frøysadal and has studied with many other American and Norwegian painters. She has also studied Swedish and Russian folk art painting.

## Just Fiddlin' Around

**Lois Mueller**

Come "fiddle around," painting a violin in the transparent Telemark style. If you don't have a violin, Lois has suggestions for sources for one, or you could paint the design on a breadboard or a panel that could be framed. The design has been dubbed "The Christmas Bird" and is sure to be something to "tweet" about. Being an acrylics-only class, it will be taught using Jo Sonja's acrylic gouache. Basic strokes and linework will be taught as needed, as well as how to "background" the violin. A bit of history will be also shared. The design will be taught in a step-by-step format. There will be a materials fee.

**Level of Instruction:** All levels.

**Nov. 1-4 | \$254 members / \$306 non-members**



## Rococo Expressions in Rosemaling

**Pam Rucinski**

Explore the different ways Rococo has been painted by the old Norwegian rosemaling masters. You will spend some time in the museum and study center seeing first-hand the various examples of Rococo rosemaling. Pam will have many alternate design styles for you to paint, depending on your own stylistic preferences. Pam paints in oils, but acrylic painters with a good grasp of colors and mediums are also encouraged to join the class. There will be a minimal materials fee.

**Level of Instruction:** All levels.

**Nov. 9-11 | \$190 members / \$240 non-members**



## Sculpture Workshop

### George Lowe

Bring your favorite folk art—rosemaling, acanthus carving, *dragonstil* carving, or even runic designs—to new levels through sculpture. George will inspire you to create original art by looking at the natural world around you and at objects created by artists from the past. You will start from the beginning to learn the basic techniques and to develop skills. The choice of materials, principles of design, and attention to detail all affect the final outcome. You will develop a better awareness and appreciation for sculpture by attending this class. During class, you will work with two different mediums: concrete and clay. Concrete is a relatively durable and inexpensive material. Once cast into a block and cured, the concrete can be easily carved with simple tools. One project with concrete will be a 16 x 16 x 3 inch tile with relief carving inspired by Norwegian designs like runes, acanthus, and rosemaling. The other concrete project will be a 6 x 6 x 18 inch vertical form of abstract design. Concrete projects can be kept outdoors and make great stepping stones. The class will also work with a self-hardening clay-like material that can be manipulated and finished with paint and wax. This medium will allow you to create figurative pieces. The finished clay objects are for indoor enjoyment only. The class will visit *Sigvald Asbjørnsen, Sculptor*, the exhibition at Vesterheim. There will be a materials fee.

**Level of Instruction:** All levels. Youth ages 16 and 17 signed up with a participating adult receive a 25% discount.

**June 8-10 | \$254 members / \$306 non-members**



**George Lowe** is an assistant professor of art at Luther College, where he currently teaches pottery classes and sculpture. In his sculpture classes students learn about three-dimensional art and work with a wide range of materials and fabrication techniques. Classes involve technical skills development, knowledge of historical and contemporary three-dimensional art, and critical discussion of artistic expression. George's professional career as a potter has taken him to many different places around the world and he has presented lectures and workshops across the country. He has been invited to some of the top-ranked juried art festivals in the country and has received many awards for his work at them. His work has been shown in solo and group exhibitions and can be found in several art galleries. George received his B.A. in art from Luther College in Decorah, Iowa, and his M.F.A. in ceramics at Wichita State University in Kansas.

## Scandinavian Flat-Plane Style Figure Carving Harley Refsal

Harley Refsal  
*See bio on page 28.*

Carve several figures in the Scandinavian flat-plane style. In this style, the figures are carved in large, flat planes, created primarily using a simple carving knife. Beginning with tool sharpening, the course provides hands-on carving experience as you complete a figure in step-by-step fashion. Finish the project by painting the figure and applying a final oil finish. After this initial project, you will carve additional pieces independently while Harley offers assistance on an individual basis. Sharpening equipment and finishing supplies are also covered. There will be a materials fee. Class meets Friday evening and during the day Saturday and Sunday.

**Level of Instruction:** All levels. Youth ages 12-17 signed up with a participating adult receive a 25% discount.

**February 17-19 | \$190 members / \$240 non-members**

Phil Odden is a professional woodcarver and Vesterheim Gold Medalist. He trained at the Hjerleid School in Dovre, Norway, and he and his wife, Else Bigton, have a workshop near Barronett, Wisconsin. Together, they published the book *Treskjererkunsten* (The Art of Woodcarving).

## Carving Festive Table Decor **NEW!** Phil Odden

Add some old Norwegian charm to your festive *koldtbord* (Norwegian buffet table). Learn to make carved candle holders decorated with acanthus leafage, dragon-style carving, and other relief styles. Carved table decor for this class could include small ale bowls. You can also work on table decoration for Christmas or Easter. In this class Phil will encourage and help facilitate creativity of design within the Nordic traditions. He can help develop ideas for suitable designs and the carvings can be painted if time allows. Cut-out carving blanks ready to carve will be available for purchase from Phil, who will also bring wood that can be used to make a new design. You should have enough time to finish at least one reasonable example of carved table decoration during the class. Phil will bring enough carving tools to loan during class and will have carving tools for sale. Please bring your own carving tools to class, including a whittling knife if possible. Bring paints and brushes if you would like to use them. There will be a materials fee.

**Level of instruction:** All levels.

**March 9-11 | \$190 members / \$240 non-members**

*The festive table decor from Phil Odden's carving class will be used as decorations for the class Planning and Preparing a Festive Koldtbord Norwegian Buffet Table (page 12) scheduled for the same weekend. Carving class participants will have the opportunity to join the cooking group for dinner. (Cost will be determined according to number of participants.)*



**NEW!**



## **Building a Hengeskap (Hanging Cupboard) Kjetil “KJ” Groven**

Every Norwegian had a *hengeskap*, hanging cupboard, in their home especially between the periods of the late 1700s to the 1900s. Some used this cupboard as their *tobakk skap*, where they kept their tobacco and pipes. Others used it for their spoons and bowls after a meal. Of course it had other storage purposes as well. Join KJ as you work step-by-step in building a *hengeskap*, which will be made out of yellow poplar and includes an adjustable shelf. The door will have a raised panel, which is intended to be painted with rosemaling. Power and hand tools will be used for the construction and the joinery. Techniques for making various moldings will be a part of the class as well. Metal hardware for the cupboard will be provided but KJ also will explain how to make your own. Yellow poplar is easy to work with and takes paint well, however the *hengeskap* will not be painted in class. KJ will demonstrate the product he uses to finish his cupboards. Building this cabinet will give you a good foundation for more advanced joining techniques, molding construction, and metal work. There will be a materials fee of \$150. Youth ages 16 and 17 signed up with a participating adult receive a 25% discount.

**Level of instruction:** All levels.

**April 20-22 | \$190 members / \$240 non-members**

**Kjetil “KJ” Groven** grew up in Skien, Norway, and spent most of his childhood on the family farm working with his grandparents. In 1999, he left Norway to attend South Dakota School of Mines and received a degree as a mechanical engineer. He says that he learned quickly that traditional engineering was not for him and that he needed to work with his hands. When growing up on the farm, he was always surrounded by Norwegian folk art, and it is the style he likes the best. After some time as an engineer, he built a Norwegian log building, which led him to a job as a log-home builder. He spent the next six years building homes and doing custom woodworking. He was introduced to a blacksmithing club around that same time and was soon building buildings, cabinets, and other furniture in the Norwegian style, as well as forging tools and hardware. He believes he has found his true calling.

**Jim Sannerud** is a professional woodturner with a studio in St. Paul, Minnesota, overlooking the Mississippi River. With a background of 25 years woodworking experience, Jim “turned” to the lathe six years ago to follow his passion and creativity. He has shown and sold his turnings nationally and shares his “infectious enthusiasm” for woodturning with a wide variety of students—from children in Ukraine to community education classes in St. Paul. He has studied with a number of professional turners and carvers. Jim’s work is a unique blend of craft, using the modern lathe while holding on to traditional *sløyd* handwork and techniques.



## Introduction to Bowl Turning Jim Sannerud

Learn to throw ribbons of wood over your shoulder! Make multiple bowls while developing the nuances of how to hold the tools for a variety of cuts in green, freshly cut wood. You will learn basic and advanced tool-sharpening techniques, including a swept-back grind. The class will also cover how to select and prepare wood specifically for bowl turning. No tools necessary. There will be a minimal materials fee of \$50.

**Level of instruction:** All levels.

**May 17-18 | \$150 members / \$200 non-members**



## Carving with a *Sløyd* Knife Jim Sannerud

**NEW!**

The *sløyd* knife is an all purpose utility knife, commonly used in Scandinavia for carving spoons, coat hooks from a crook of a tree, and decorations. Through repetition we will focus on learning a variety of safe and efficient *sløyd* knife cuts with “stops” so you can carve with confidence. After practicing these cuts you will make a butter spreader and a hook to take home. We will also learn to sharpen the knife. The instructor will provide the knives and materials for class.

**Level of instruction:** All levels. Children ages 16 and 17 signed up with a participating adult receive a 25% discount.

**May 19 | \$64 members / \$84 non-members**



**Hans Sandom** is an immigrant from Follidal, Norway. He began carving 25 years ago and is a Vesterheim Gold Medalist. Influenced by Leif Melgaard, his work has received attention for its perfection of design and precision of craftsmanship. Sandom's work has been featured in several exhibitions, including *Norwegian Folk Art: The Migration of a Tradition*, the traveling exhibition curated by Marion Nelson, former Vesterheim Executive Director. Hans is a featured author in *Vesterheim* magazine, Vol. 3, No. 2, dedicated to woodworking.

## **Beginning and Intermediate Acanthus Carving** **Hans Sandom**

Learn to carve elegant, ornate leaf designs in wood. Acanthus carving, a baroque style of relief carving, dates back many centuries and is used to add beauty to both structural and decorative woodwork. In this class you will learn the basic techniques of working with wood grain, the elements of design, and the use and care of wood carving tools. There will be a materials fee.

**Level of instruction:** Beginner to intermediate.

**June 4-8 | \$318 members / \$368 non-members**

## **Intermediate and Advanced Acanthus Carving** **Hans Sandom**

This class is for students with some experience in acanthus carving and who are ready for a new challenge. Hans will present you with complex projects and advanced elements of design. He also will cover design and carving techniques. This is a good class for those interested in larger-scale Acanthus projects. Students just completing *Beginning and Intermediate Acanthus Carving* are welcome. There will be a materials fee.

**Level of instruction:** Intermediate to advanced.

**June 11-15 | \$318 members / \$368 non-members**

## Hand Carving the Norwegian Bowl

**NEW!**

**Jon Ström**

Traditional Scandinavian bowl carving starts with the selection of a green, or undried, log. The log is then split in half and the selected piece flattened on two sides with a carving axe. With the wood held in a vise, or traditional carving bench, the bowl is hollowed out with a bowl-carving adze. The swing of the adze creates a natural arc that lends to the elongated shape of the log and develops the finished shape of the bowl. After the inside is smoothed, the piece is returned to the chopping block to shape the out side of the bowl. Details of decoration, drying, and finishing with oil will be covered resulting in a piece of usable tableware. We also will have the opportunity to construct a traditional carving bench to meet the needs of carving this type of bowl. Tools will be provided by Jon. There will be a materials fee.

**Level of instruction:** All levels.

**July 23-25 | \$190 members / \$240 non-members**

**Jon Ström** carved his first bowl and spoon in a junior high art class in Worthington, Minnesota. Wood was a scarce commodity on the prairie, and thus a fascinating substance. He got the wood for his first sculpture, a drummer boy, from the local lumber yard. Jon attended McPherson College and Southwest University in Minnesota, where he studied for a degree in art education. He moved north to the woods in 1980 and has been working with wood ever since. He is a sculptor, woodworker, and log builder with a strong interest in spoon and bowl carving techniques. Having the opportunity to study under Jogge Sunquist, a Scandinavian carving artist, Jon polished his skills in the world of Scandinavian wood carving. Jon has demonstrated at Grand Portage Monument, Old Fort William, and White Oak Society. He has taught at various workshops including Goods from the Woods in Grand Rapids and North House Folk School. Jon and his wife Elma Tuomisalo Ström make Davison, Michigan, their new home.



## An Introduction to Chip Carving

Ellen Macdonald



The patterns of chip carving are geometric designs incised into flat wooden surfaces. Chip carving is surprisingly easy to learn and requires only one or two knives. The work is portable, done on one's knee, at home or away. In this beginning class, we will do geometric patterns on practice boards. The goal of this beginner class will be to master technique, not complete a project. There will be a minimal materials fee.

**Level of instruction:** All levels. Youth age 13 and older signed up with a participating adult receive a 25% discount.

**September 7-9 |**  
**\$190 members / \$240 non-members**

## Scandinavian Flat-Plane Style Figure Carving

Harley Refsal

See description on page 22.

**Level of Instruction:** All levels.

**September 7-9 |**  
**\$190 members / \$240 non-members**

**Ellen Macdonald** was a tomboy as a child and usually had a jackknife in her pocket. As an adult, she searched for the perfect outlet for her love of working with wood. When she discovered Wayne Barton and his revival of chip carving, she had arrived. She has been privileged to study with Wayne and has been chip carving actively for the past five years.

## Harley Refsal

*See bio on page 28.*



**Becky Lusk** is a third-generation folk artist and a Vesterheim Gold Medalist. Her work was included in the exhibition *Norwegian Folk Art: The Migration of a Tradition*, curated by Marion Nelson, Vesterheim's former Executive Director. Becky carves ale bowls, figures, relief scenes, acanthus, and *dragonstil*. She and her husband have a workshop near Coon Valley, Wisconsin.

**Harley Refsal** is a Vesterheim Gold Medalist who has taught Scandinavian figure carving throughout the United States and Norway. He was honored by H. M. Harald V, King of Norway, with the St. Olav Medal of Honor for his efforts in reinvigorating Scandinavian figure carving in both the United States and Norway. A retired professor of Scandinavian folk art at Luther College in Decorah, he also regularly demonstrates and gives many presentations about Norwegian folk art and traditions. He is the author of several books, including a new one, *Art & Technique of Scandinavian Style Woodcarving*. Harley is a featured author in *Vesterheim* magazine, Vol. 3, No. 2, dedicated to woodworking.

## **Dragonstil Carving Becky Lusk**

The beautiful and romantic *dragonstil* (dragon-style) relief carving dates back thousands of years and is often found on stave churches in Scandinavia. Learn all aspects of this carving style with master carver Becky Lusk, as you carve a panel for a raised panel door. Becky will also discuss painting the finished piece. There will be a materials fee.

**Level of instruction:**  
Students should have previous carving experience.

**November 2-4 | \$190 members / \$240 non-members**



## **Carving for Christmas Harley Refsal**

Make your own Christmas gifts or decorations by learning to carve holiday figures in the Scandinavian flat-plane style. In this style, the figures are carved in large flat planes, created primarily using a simple carving knife. Beginning with tool sharpening, the course provides a hands-on carving experience as you complete a figure in step-by-step fashion. Complete the project by painting the figure and applying a final oil finish. Sharpening equipment and finishing supplies are also covered. There will be a materials fee.

**Level of instruction:**  
All levels. Youth age 12 and older signed up with a participating adult receive a 25% discount.

**November 2-4 | \$190 members / \$240 non-members**



## *National Exhibition of Folk Art in the Norwegian Tradition*

Vesterheim's annual *National Exhibition of Folk Art in the Norwegian Tradition* is the museum's major summer show and will be on view in the galleries on the third floor of the museum's Main Building from June 7-July 28, 2012, 9:00 a.m. to 5:00 p.m. daily, included with museum admission.

Vesterheim invites artists to enter their pieces in the exhibition each year. The 2012 exhibition will open earlier than previous years, so begin preparing your artwork now and look for an updated version of rules and deadlines to be posted at [vesterheim.org](http://vesterheim.org) early in 2012. If you would like a hardcopy of the rules and deadlines sent to you, or if you have questions, contact Laurann Gilbertson, Chief Curator, at [lgilbertson@vesterheim.org](mailto:lgilbertson@vesterheim.org) or at (563) 382-9681.



***The annual Folk-Art Banquet will be held  
on Friday, July 27, in Luther's Peace Dining Room.  
Everyone is invited to celebrate Norwegian art and community.  
For reservations call 563-382-9681.***

***Limited housing for the weekend is available at Luther College.  
For information call 563-387-1538.***

# Overview

**February 17-19**  
**Scandinavian Flat-Plane  
Style Figure Carving**  
Harley Refsal

**February 18**  
**Dry Needle Felting—  
Sculptured Norwegian  
“Folktail” Critters**  
Nancy Sojka and Gayle  
Moen

**March 9-10**  
**Planning and Preparing a  
Norwegian *Koldtbord***  
Darlene Fossum-Martin

**March 9-11**  
**Carving Festive Table  
Decor**  
Phil Odden

**April 20-22**  
**Building a *Hengeskap*  
(Hanging Cupboard)**  
Kjetil “KJ” Groven



**April 21**  
***Hedebosom* Needle Lace**  
(Morning class)  
Roger Buhr

**April 21**  
**A Taste of *Hardangersom*  
Embroidery**  
(Afternoon class)  
Gale Buhr

**May 4-6**  
**Fine Art to Folk Art—  
a Good Marriage:  
Beginning Drawing and  
Design Composition**  
Doug Eckheart

**May 17-18**  
**Introduction to Bowl  
Turning**  
Jim Sannerud

**May 19**  
**Carving with a *Sloyd*  
Knife**  
Jim Sannerud

**June 1-3**  
**Rogaland Rosemaling**  
Ruth Green

**June 4-8**  
**Beginning and  
Intermediate Acanthus  
Carving**  
Hans Sandom

**June 8-9**  
**Sculpture Workshop**  
George Lowe

**June 11-15**  
**Intermediate and Advanced  
Acanthus Carving**  
Hans Sandom

**June 15-19**  
**Advanced Beginner and  
Intermediate Hallingdal  
Rosemaling**  
Ken Magnuson

**June 16-17**  
**Faux Finishes for the  
Painter**  
Sara Tollefson

**July 13-16**  
**Gudbrandsdal  
Rosemaling Intermediate  
to Advanced**  
Judy Ritger

**July 14**  
**Geometric Tapestry Bands  
on a Cradle Loom**  
Nancy Ellison

**July 15-19**  
***Rya* Coverlet Techniques**  
Laura Demuth

**July 18-21**  
**Os and Rogaland  
Rosemaling**  
Trudy Peach

**July 20-23**  
***Nålbinding*—Norwegian  
Knotless Netting**  
Kate Martinson

**July 21-25**  
**Norwegian Knifemaking**  
Gene Tokheim

## Overview



**July 21-25**  
**Swedish Dalarna**  
**Painting—*Kurbits*, Florals,**  
**and Decoration Elements**  
Diane Edwards

**July 23-25**  
**Hand Carving the**  
**Norwegian Bowl**  
Jon Ström

**July 23-25**  
**Transparent Telemark**  
**Rosemaling**  
Patti Goke

**July 30-Aug. 1**  
**Valdres Rosemaling**  
Sara Tollefson

**September 7-9**  
**An Introduction to Chip**  
**Carving**  
Ellen Macdonald

**September 7-9**  
**Rosemaling on Fabric**  
Betty Dowe

**September 7-9**  
**Scandinavian Flat-Plane**  
**Style Figure Carving**  
Harley Refsal

**September 8**  
**Festive Christmas Meal**  
Howard Amundson

**September 15**  
***Papirsklip*—**  
**Danish Papercutting**  
Cyndy McKeen

**September 15-16**  
**Beginning Watercolor:**  
**Emphasis Still Life and**  
**Landscape**  
Doug Eckheart

**September 17-21**  
***Vestfoldsmett*: Old**  
**Technique with New**  
**Interest**  
Jan Mostrom

**October 12-13**  
**Norwegian *Lefse* and**  
**Flatbread**  
Darlene Fossum-Martin

**November 1-2**  
**Knitting a Danish**  
***Nattroje* Sweater**  
Beth Brown-Reinsel

**November 1-4**  
**Just Fiddlin' Around**  
Lois Mueller

**November 2-4**  
**Carving For Christmas**  
Harley Refsal

**November 2-4**  
***Dragonstil* Carving**  
Becky Lusk

**November 5-6**  
**Knitting a Swedish**  
**Halland Sweater**  
Beth Brown-Reinsel

**November 9-11**  
**Rococo Expressions in**  
**Rosemaling**  
Pam Rucinski

**November 10**  
***Å Brygge Øl og Mjød*,**  
**Brewing Beer and Mead**  
Lyle Otte

# *Discover Decorah!*

*One of America's  
"great small town getaways."*

*Midwest Living Magazine*



This catalog was funded in part by the support of the Decorah Hotel/Motel Marketing Committee.

The Bluffs Inn  
Country Inn  
Hotel Winneshiek  
Quality Inn  
Super 8 Motel

Visit [www.visitdecorah.com](http://www.visitdecorah.com) or [www.decorahareachamber.com](http://www.decorahareachamber.com) for a complete listing of lodging facilities in the Decorah area.

Decorah is a great place to visit for your class at Vesterheim. It's a perfect getaway that is not far from the hustle and bustle of everyday life. More than just a diversion, the Decorah area or "Bluff Country," is nestled in the midst of towering bluffs and beautiful scenery. Thriving, quaint shops fill the downtown area, four-star restaurants tempt the palate, cultural and historic venues entertain, and recreational opportunities blanket the entire region!

# Vesterheim's Museum Store

Shop online at [vesterheim.org](http://vesterheim.org), or call 800-979-3346.

*The online Museum Store has a new look with more convenient shopping!*


*Folk-art supplies are added constantly, so check often for new additions.*

## Books

- Reference books about folks arts.
- Detailed instructions on decorative painting and rosemaling techniques.
- Textile books for weaving, knitting, quilting, tatting, and *hardangersøm*.
- Craft books for children and youth.
- Woodworking techniques, including acanthus carving, chip carving, figure carving and relief carving.
- Knifemaking techniques and tool sharpening.

**Most titles are in English, with some in Norwegian.**

**Still unsure about a subject or title? Just ask, we will search world-wide and special order it for you.**



## Textiles

Supplies and patterns.

## Woodworking and Knifemaking

DVDs with step-by-step instructions.

Clear plates and tools for carving.

Dastra woodcarving tools and palm tools.

Harley Refsal woodcarving blanks.

## Original Art

We offer for purchase original works of rosemaling, chip carving, weaving, and *hardangersøm*.



## Woodenware

Our basswood selection is both large and unique.

Basswood is perfect to paint on and great as a carving wood.

## Rosemaling

Brushes, oil and acrylic paints, sealers, varnish, brush cleaners, mediums, palettes, wipe-out tools, sketchbooks, tracing paper, and more.



**When you visit Vesterheim, be sure you spend some time in the Museum Store and wander through our selection.**

**Members receive a 10% discount.**

# Support Vesterheim's Folk Art Education Program

For over 40 years, Vesterheim has nurtured folk artists and encouraged excellence in Norwegian-American folk art by providing classes with master instructors from Norway and America, by organizing study tours to Norway, and by offering an annual judged exhibition in which artists can present and sell their work.

Many elements contribute to the high quality of classes at Vesterheim. The instructors are the best in their crafts; the museum's vast collections, which inform and inspire students, are second to none; and the facilities offer a quality learning environment. These all combine to create an educational experience that becomes a cherished memory. Students and teachers are drawn to Vesterheim to enjoy the camaraderie of learning together in an inspired setting. One student commented that the best thing about a class at Vesterheim was "taking a break from the 'real' world and creating a wonderful project."

Vesterheim's study tours to Norway offer folk artists a unique learning opportunity based on the museum's ties and relationships with the artists and institutions of Norway. Participants learn from leading Norwegian artists, surrounded by the beauty and traditions of this inspiring place.

The folk-art experience at Vesterheim doesn't end with classes. Vesterheim continues to support artists by offering *The National Exhibition of Folk Art in the Norwegian Tradition*. Through this exhibition Vesterheim sets the standard of excellence for artists in the Norwegian folk-art traditions. This program is vital for promoting folk artists and serves to ensure that these beautiful age-old traditions and skills are preserved.

Vesterheim is committed to carry on this remarkable program, but in order to keep it affordable and accessible, we need your help. The expense of the program—especially the cost of bringing master instructors from Norway—can be quite high. A donation to the folk-art education program would help keep tuition costs down and allow us to continue offering quality classes accessible to everyone.



# Yes! I want to make a contribution to Vesterheim's Folk Art Education Program.

Name \_\_\_\_\_

Address \_\_\_\_\_

City \_\_\_\_\_ State \_\_\_\_\_ Zip \_\_\_\_\_

Phone \_\_\_\_\_

Email \_\_\_\_\_

## We are paying for our contribution by:

Check     MasterCard     VISA     Discover     American Express

Acc. # \_\_\_\_\_ Exp. Date \_\_\_\_\_

Signature \_\_\_\_\_ Verification Code \_\_\_\_\_

I would like to contribute the following amount:

\$10     \$25     \$50     \$75     \$100     other

- My employer/former employer will match my gift.
- Please contact me about estate planning information.
- Please contact me about stock transfer information.
- I have remembered Vesterheim in my will or other estate plans.

**Mail this form to Vesterheim Norwegian-American Museum, P.O. Box 379,  
Decorah, IA 52101-0379, or donate online at [vesterheim.org](http://vesterheim.org).**

*Thank you!*  
*Your gift is greatly appreciated.*

# Fill out this form to become a Vesterheim Member

**Basic Membership Category:** **or** **Philanthropic Membership Category:**

- Associate—\$35  
One individual.
- Senior Single (65+)—\$30
- International Member—\$60  
Individual/senior/family residing outside the United States.
- Family—\$50  
Two adults at the same address, children under 18.
- Senior Family—\$40  
Two adults at the same address, 65 or over.

- Friend—\$125
- Supporter—\$250
- Sponsor—\$500
- Sustaining Fellow—\$1,000

Philanthropic levels include two adults at the same address and children under 18. Plus Two benefits also included.

**Plus Two:** Add \$25 to any basic membership and bring up to two guests with you each time you visit the museum.

*\*Rosemaling Letter*  
(must be a museum member)  
U.S. Resident—\$15  
International Resident—\$25

Vesterheim Membership	\$ _____
Plus Two	\$ _____
*Rosemaling Special Interest	\$ _____
Total	\$ _____

My check, made payable to *Vesterheim*, is enclosed.  
*Payment must be made in U.S. dollars.*

Charge to my:  American Express  Discover  MasterCard  VISA

Card Number: \_\_\_\_\_

Expiration date: \_\_\_\_\_ Verification code: \_\_\_\_\_

Signature: \_\_\_\_\_

Name: (Please Print) \_\_\_\_\_

Address: \_\_\_\_\_

City: \_\_\_\_\_

State: \_\_\_\_\_ Zip: \_\_\_\_\_

Daytime Phone: \_\_\_\_\_

E-mail Address: \_\_\_\_\_

Send me the museum's online newsletter, *Vesterheim Current*, plus store and event updates.

This is a gift membership from \_\_\_\_\_

Address, City, State, Zip \_\_\_\_\_


# Join Vesterheim Today

## Become a Vesterheim member and you will receive:

- *Vesterheim* magazine, published twice a year, featuring in-depth articles focusing on the museum's priceless collection of artifacts, Norwegian-American history and culture, and related topics.
- Discount on class tuition.
- Discounts on most items and mail orders from the Museum Store, and catalogs and notice of special sales from the store.
- Free admission to the museum.
- Discount on space rental of Vesterheim's Bethania Lutheran Church
- Benefits at select museums across the USA through the Time Travelers program.
- Members who join a Basic Category can also subscribe to Plus Two—add \$25 to any basic membership and bring up to two guests with you each time you visit the museum.
- All Vesterheim members can also subscribe to the *Rosemaling Letter*, which is filled with the most current information about this Norwegian folk art.

## If you choose to join at one of the four philanthropic membership categories, you also will receive:

- Plus Two benefits (bring up to two guests each time you visit the museum).
- Special recognition in the *Annual Report*.
- Invitations to exclusive Vesterheim events.



Join Vesterheim online at [vesterheim.org](http://vesterheim.org),  
or complete the information on the previous page and send to:  
Vesterheim Museum, P.O. Box 168, Decorah, IA 52101



523 W. Water Street, P.O. Box 379  
Decorah, IA 52101-0379

Non-Profit Org.  
US Postage  
PAID  
Rochester, MN  
Permit No. 289